

## Phosphate( 0 -2mg/l)

Version: 2009

### Test Definition

Test type	Photometric
Full name	Phosphate
Online name	Phosphate
Result unit	mg/l
Number of dec	3
Acceptance	Manual
Dilution 1+	0







Test in use	YES		
	low	High	Units
Test limit	0	10	mg/l
Initial abs	0	2	A
Dilution limit	*	1	mg/l
Secondary dil 1+	0	9	
Correction factor	1		
Correction bias	0		

### Cal. Parameters

Cal. Type	Linear	Factor	
Repeat time(d)	0	Bias corr. In use	No
Point/Cal	Duplicate		
Acceptance	Manual	Abs error (mA)	*
		Rel error (%)	*
Type of Std	Series		
Std id		Response limit (mA)	
Concentration		Min	*
		Max	*

### Test Flow

Blank	Yes
-------	-----

					
Sample	Blank	Reagent	Reagent	Incubation	End pt.
Volume ( µl )	Min abs	Phos 1	Phos 2	Time (sec)	λ 1 (nm)
120	*	Volume ( µl )	Volume ( µl )	540	660
Disp. with	Max abs	40	20		λ 2 (nm)
Extra	*	Disp. with	Disp. with		none
Volume ( µl )		Extra	Extra		Meas. type
20		Volume ( µl )	Volume ( µl )		Normal
Dil. With		20	20		
Water					
Extra wash					
No					