

Chloride (0 -1000mg/l)

Version: 2009

Test Definition

Test type	Photometric
Full name	Chloride
Online name	Chloride
Result unit	mg/l
Number of dec	3
Acceptance	Manual
Dilution 1+	0







Test in use	YES		
	low	High	Units
Test limit	0	10000	mg/l
Initial abs	0		2 A
Dilution limit	*	1000	mg/l
Secondary dil 1+	0	9	
Correction factor	1		
Correction bias	0		

Cal. Parameters

Cal. Type	Non-Linear	Factor	
Repeat time(d)	0	Bias corr. In use	No
Point/Cal	Duplicate		
Acceptance	Manual	Abs error (mA)	*
		Rel error (%)	*
Type of Std	Series		
Std id		Response limit (mA)	
Concentration		Min	*
		Max	*

Test Flow

Blank	Yes
-------	-----

					
Reagent	Incubation	Blank	Sample	Incubation	End pt.
Chloride	Time (sec)	Min abs	Volume (µl)	Time (sec)	λ 1 (nm)
Volume (µl)	240	*	6	240	520
100		Max abs	Disp. with		λ 2 (nm)
Disp. with		*	Water		none
Extra			Volume (µl)		Meas. type
Volume (µl)			94		Normal
50			Dil. With		
			Water		
			Extra wash		
			No		